

Frasers Property (Thailand) Public Company Limited



Energising Your Future

Bangpakong Logistics Park

Prestigious Development by
Fraser's Property Thailand and Mitsui Fudosan




(66) 805 805 005
fpt.sales@frasersproperty.com
frasersproperty.co.th

Bangpakong Logistics Park

-  **46km**
To Bangkok City
-  **108km**
To U-Tapao Airport
-  **56km**
To Bangkok Port
-  **39km**
To Suvarnabhumi Airport
-  **80km**
To Donmuang Airport
-  **52km**
To Laemchabang Port



Route



-  Bangkok - Chon Buri Motoway
-  Bangkok - Chon Buri Expressway
-  Sukhumvit Road

Exceptional Location

This next generation large-scale industrial and logistics park is strategically located on Bangna-Trad Highway Km. 46, a gateway to the new S-Curve and automotive industry clusters in Thailand's Eastern Economic Corridor (EEC). Bangpakong Logistics Park provides excellent accessibility to Bangkok, Suvarnabhumi International airport as well as Laemchabang Deep Sea Port

Engaging Community

Set in a lush green environment, Bangpakong Logistics Park provides a perfect space for interaction, recreation and work. The amenities include

-  Retail & Cafe
-  Urban Communal
-  Gas Station

Exceptional Quality

Bangpakong Logistics Park is designed and developed to international standards with next generation industrial and logistics space, exceptionally designed facilities and best-in-class infrastructure to meet the evolving needs of customers in the Industrial 4.0 era

Key Features:

- Spanning over an area of 200 rais of land or 79 acres with total lettable area of 320,000 square meters
- Amenities promoting work-life harmony
- Excellent indoor cooling system for a more comfortable working environment
- Designed and developed with energy saving and eco-friendly initiatives
- Congestion-free road with safe-traffic environment to enable a comfortable and harmonious coexistence of people and vehicles

Expanding Choices

Ready-Built Facilities

- Choice of facility sizes ranging from 1,600 up to 160,000 square meters
- Variety of specifications to meet customer requirements
- International standards with modern design
- Companies can commence business in the shortest time with minimal fit out and initial investment

Built-to-Suit Facilities

- Custom-developed to meet specific requirements of each customers
- Provide total solutions with full suite of services to ensure minimal disruption to customers' operations